



University of Kentucky

# COLLEGE OF PUBLIC HEALTH

## ANNUAL SPONSORED GRANT AND CONTRACT REPORT

Fiscal Year 2025

<b>Annual Sponsored Grant and Contract Report</b>	<b>Page</b>
Table of Contents	1
Executive Summary	2
<b>Sponsored Project Award Data</b>	<b>Page</b>
College Award Summary Dashboard	3
Awards by Division	4
Sources of Funding	5
Direct & Indirect Totals	6
Federal Award Summary	7
NIH Award Summary	8
NIH Awards by Institute	9
Active Project Summary	10
<b>Collaboration Reports by Unit</b>	<b>Page</b>
Biostatistics	11
Center for Innovation in Population Health	13
Epidemiology & Environmental Health	15
Health Management and Policy	17
Health, Behavior, and Society	19
Kentucky Injury Prevention and Research Center	21
<b>Metrics</b>	<b>Page</b>
Publications	23
Public Health Showcase	24
National Ranking in NIH Funding	25
Proposals	26

## Executive Summary

- In FY 2025, the College secured \$29,340,348 in sponsored grants and contracts.
- The FY2025 award total is up \$243,612 (0.84%) from FY2024 (\$29,096,736)
- The total amount of new award funding increased by more than \$1mil in FY2025 (\$18,752,502) compared to FY2024 (\$17,705,533).
- There was an increase in the number of CPH principal investigators (45 in FY2025; 39 in FY2024) and the number of awards (89 in FY2025, 88 in FY2024), but the number of sponsors declined (53 in FY2025, 57 in FY2024).
- Federal awards accounted for 49.1% of the awards (\$14,396,624), 18.5% from the state government (\$5,437,689), with the remaining awarded by nonprofit organizations and other sources (mostly, subawards from other universities on collaborative federally funded grants).
- \$23,309,204 (79%) of sponsored grants and contracts were allocated for direct costs.
- The top awarding federal agencies were the Centers for Disease Control and Prevention (\$8,454,894) and the National Institutes of Health (NIH) (\$4,651,327).
- The top awarding NIH institutes were the National Institute on Drug Abuse (\$3,362,132), the National Institute on Alcohol Abuse and Alcoholism (\$501,404), and the National Institute of General Medical Sciences (\$369,399).
- As of 07/16/2025, there were 66 active projects with \$20,299,994 total in awards for FY2026 (including projects in no cost extension).

Academic Fiscal Year

FY 2025

Responsible College

Public Health

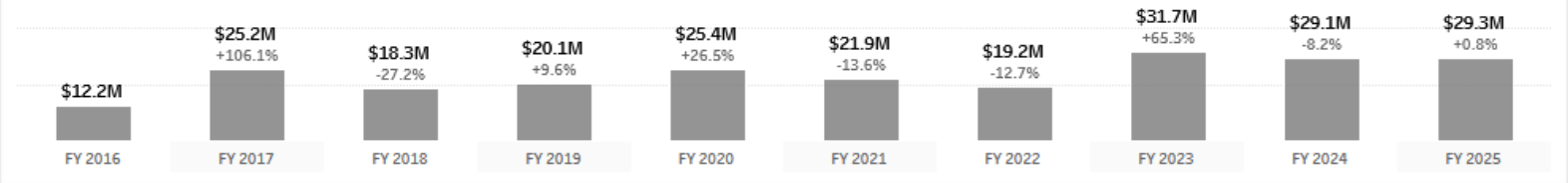
Responsible Unit

(All)

Source of Funding

(All)

FY 2016 - 2025  
TOTAL AWARDS (\$), 10-YEAR TREND  
FY CHANGE (%)



**\$29,340,348**

AWARDS (\$)

+106.1%  
+\$0.2M

**89**

AWARDS

+9.6%  
+1

**45**

PRINCIPAL INVESTIGATORS

+26.5%  
+6

**53**

SPONSORS

-13.6%  
-4

Source: University of Kentucky, Office of Sponsored Projects Administration (OSPA) Database  
 Compiled by: University of Kentucky, Office of the Vice President for Research  
 Accessed: 7/25/2025; Data Last Updated: 7/8/2025

## Awards by Division, FY 2025 vs FY 2024

Responsible Unit	FY2025			FY2024		
	New Accounts	Adjustments to Existing Accounts	Total	New Accounts	Adjustments to Existing Accounts	Total
Associate Dean for Research				\$2,343,312		\$2,343,312
Biostatistics	\$1,977,282	\$848,151	\$2,825,433	\$204,813	\$641,171	\$845,984
Center for Innovation in Population Health (IPH)	\$4,988,863	\$2,191,183	\$7,180,046	\$4,160,703	\$5,453,610	\$9,614,313
Epidemiology & Environmental Health	\$5,064,494	\$597,350	\$5,661,844	\$2,052,227	\$2,732,666	\$4,784,893
Health Management & Policy	\$871,893		\$871,893	\$136,306	\$30,000	\$166,306
Health, Behavior & Society	\$35,037	\$262,335	\$297,372	\$156,518	\$1,859,062	\$2,015,580
Kentucky Injury Prevention and Research Center	\$1,592,366	\$7,167,165	\$8,759,531	\$6,893,707	\$574,081	\$7,467,788
Preventive Medicine and Environmental Health		\$60,605	\$60,605		\$75,109	\$75,109
Public Health Business and Finance	\$3,522,567	(\$145,178)	\$3,377,389	\$1,594,204	\$25,504	\$1,619,708
Office of the Dean				\$163,743		\$163,743
Ctr for Res on Violence Against Women	\$700,000	(\$393,765)	\$306,235			
<b>College or Unit Total</b>	<b>\$18,752,502</b>	<b>\$10,587,846</b>	<b>\$29,340,348</b>	<b>\$17,705,533</b>	<b>\$11,391,203</b>	<b>\$29,096,736</b>

Source: University of Kentucky, Office of Sponsored Projects Administration (OSPA) Database

Compiled by: University of Kentucky, Office of the Vice President for Research

Accessed: 7/25/2025; Data Last Updated: 7/16/25

University of Kentucky

## Sponsored Project Grants & Contracts Source of Funding, Academic Fiscal Year 2025

To see the responsible unit, hover over the [Responsible College](#) column header and click the expand icon [+].

Responsible College	Federal Government		State Government		Industry		Nonprofit		Other	
	Total Awards (\$)	% of College or Unit Total	Total Awards (\$)	% of College or Unit Total	Total Awards (\$)	% of College or Unit Total	Total Awards (\$)	% of College or Unit Total	Total Awards (\$)	% of College or Unit Total
Public Health	\$14,396,624	49.1%	\$5,437,689	18.5%	\$61,667	0.2%	\$1,119,405	3.8%	\$8,324,963	28.4%
<b>University Total</b>	<b>\$14,396,624</b>	<b>49.1%</b>	<b>\$5,437,689</b>	<b>18.5%</b>	<b>\$61,667</b>	<b>0.2%</b>	<b>\$1,119,405</b>	<b>3.8%</b>	<b>\$8,324,963</b>	<b>28.4%</b>

Source: University of Kentucky, Office of Sponsored Projects Administration (OSPA) Database

Compiled by: University of Kentucky, Office of the Vice President for Research

Data Updated: 7/16/2025 10:38:56 AM

Report includes the following variable selections:

Year: Academic Fiscal Year 2025; College or Unit: Public Health; College or Unit Department: Biostatistics, Center for Innovation in Population Health (IPH), Ctr for Res on Violence Against Women and 6 more

### Sponsored Project Grants & Contracts Direct & Indirect Totals, Academic Fiscal Year 2025

To see the responsible unit, hover over the [Responsible College](#) column header and click the expand icon [+].

Responsible College	Federal Government			State Government			Industry			Nonprofit			Other			College or Unit Total		
	Direct	Indirect	Total	Direct	Indirect	Total	Direct	Indirect	Total	Direct	Indirect	Total	Direct	Indirect	Total	Direct	Indirect	Total
Public Health	\$11,175,443	\$3,221,181	\$14,396,624	\$4,946,536	\$491,153	\$5,437,689	\$47,436	\$14,231	\$61,667	\$868,995	\$250,410	\$1,119,405	\$6,270,794	\$2,054,169	\$8,324,963	\$23,309,204	\$6,031,144	\$29,340,348
<b>University Total</b>	<b>\$11,175,443</b>	<b>\$3,221,181</b>	<b>\$14,396,624</b>	<b>\$4,946,536</b>	<b>\$491,153</b>	<b>\$5,437,689</b>	<b>\$47,436</b>	<b>\$14,231</b>	<b>\$61,667</b>	<b>\$868,995</b>	<b>\$250,410</b>	<b>\$1,119,405</b>	<b>\$6,270,794</b>	<b>\$2,054,169</b>	<b>\$8,324,963</b>	<b>\$23,309,204</b>	<b>\$6,031,144</b>	<b>\$29,340,348</b>

Source: University of Kentucky, Office of Sponsored Projects Administration (OSPA) Database

Compiled by: University of Kentucky, Office of the Vice President for Research

Data Updated: 7/16/2025 10:38:56 AM

Report includes the following variable selections:

Year: Academic Fiscal Year 2025; Source of Funding: All; College or Unit: Public Health; College or Unit Department: Biostatistics, Center for Innovation in Population Health (IPH), Ctr for Res on Violence Against Women and 6 more

Academic Fiscal Year  
FY 2025

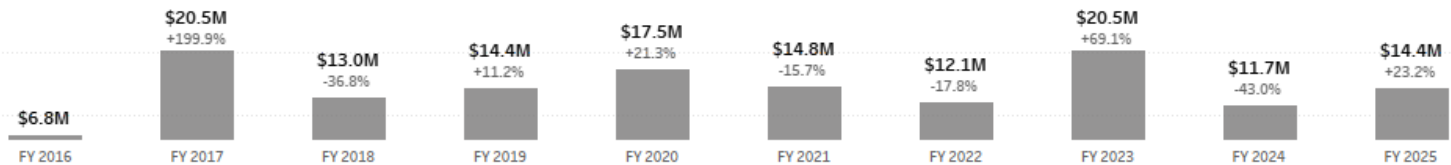
Responsible College  
Public Health

Responsible Unit  
All

Sponsor  
All

Federal Agency  
All

FY 2016 - 2025  
TOTAL FEDERAL AWARDS (\$), 10-YEAR TREND  
FY CHANGE (%)



**\$14,396,624**

FEDERAL AWARDS (\$) +\$0.2M

**20**

FEDERAL AWARDS +1

**16**

PRINCIPAL INVESTIGATORS +6

**11**

SPONSORS -4

FY 2025  
TOP AWARDING FEDERAL AGENCIES

Agency	Total Awards (\$)
Centers for Disease Control and Prevention (CDC)	\$8,454,894
National Institutes of Health (NIH)	\$4,651,327
U.S. Army (USA)	\$1,419,300
Department of Health and Human Services (DHHS)	\$300,000
DHS	\$160,381
National Institute of Food and Agriculture (NIFA)	(\$589,278)

FY 2025  
LARGEST FEDERAL AGENCY AWARDS (\$)

Agency	Receiving Department or Center	Principal Investigator	Award Amount (\$)
Centers for Disease Control and Preventi..	Kentucky Injury Prevention and Resea..	Quesinberry, Dana	\$5,407,419
National Institutes of Health (NIH)	Biostatistics	Slavova, Svetla	\$1,685,279
National Institutes of Health (NIH)	Epidemiology & Environmental Health	Young, April	\$1,533,697
Centers for Disease Control and Preventi..	Epidemiology & Environmental Health	Lacy Leigh, Mary	\$1,495,564
U.S. Army (USA)	Epidemiology & Environmental Health	Kuhs, Krystle	\$1,419,300
Centers for Disease Control and Preventi..	Kentucky Injury Prevention and Resea..	Bunn, Terry	\$749,996
National Institutes of Health (NIH)	Health Behavior	Ray, Anne	\$501,404
National Institutes of Health (NIH)	Biostatistics	Slade, Emily	\$369,399
Department of Health and Human Service..	Ctr for Res on Violence Against Women	Coker, Ann	\$300,000
Centers for Disease Control and Preventi..	Kentucky Injury Prevention and Resea..	Brown, Sabrina	\$288,180
Centers for Disease Control and Preventi..	Kentucky Injury Prevention and Resea..	Bush, Ashley	\$250,000
National Institutes of Health (NIH)	Epidemiology & Environmental Health	Kuhs, Krystle	\$219,274

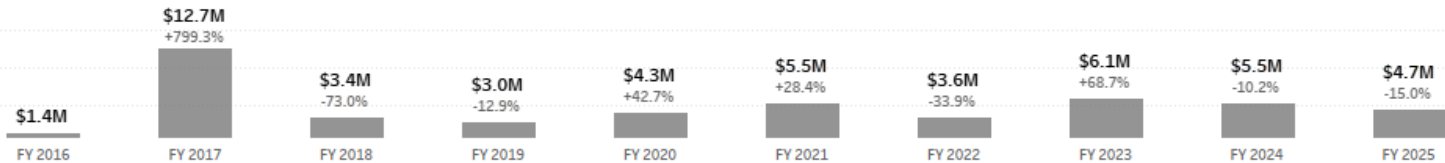
Academic Fiscal Year  
FY 2025

Responsible College  
Public Health

Responsible Unit  
All

Institute  
All

FY 2016 - 2025  
TOTAL NIH AWARDS (\$), 10-YEAR TREND  
FY CHANGE (%)



**\$4,651,327** ▼  
NIH AWARDS (\$) - \$0.8M

**8** ▼  
NIH AWARDS - 5

**7** ▼  
PRINCIPAL INVESTIGATORS - 2

**6** ▼  
SPONSORS - 3

FY 2025  
TOP AWARDING NIH INSTITUTES

Institute	Total Awards (\$)
National Institute on Drug Abuse (NIDA)	\$3,362,132
National Institute on Alcohol Abuse and Alcoholism (NIAAA)	\$501,404
National Institute of General Medical Sciences (NIGMS)	\$369,399
National Institute of Dental and Craniofacial Research (NIDCR)	\$219,274
National Institute of Environmental Health Sciences (NIEHS)	\$196,666
National Institute of Neurological Disorders and Stroke (NINDS)	\$2,452

FY 2025  
LARGEST NIH AWARDS (\$)

Institute	Receiving Department or Center	Principal Investigator	Award Amount (\$)
National Institute on Drug Abuse (NIDA)	Biostatistics	Slavova, Svetla	\$1,685,279
National Institute on Drug Abuse (NIDA)	Epidemiology & Environmental Health	Young, April	\$1,533,697
National Institute on Alcohol Abuse and Alcoholism (NIAAA)	Health Behavior	Ray, Anne	\$501,404
National Institute of General Medical Sciences (NIGMS)	Biostatistics	Slade, Emily	\$369,399
National Institute of Dental and Craniofacial Research (NIDCR)	Epidemiology & Environmental Health	Kuhs, Krystle	\$219,274
National Institute of Environmental Health Sciences (NIEHS)	Epidemiology & Environmental Health	Haynes, Erin	\$196,666
National Institute on Drug Abuse (NIDA)	Epidemiology & Environmental Health	Young, April	\$143,156
National Institute of Neurological Disorders and Stroke (NINDS)	Biostatistics	Fardo, David	\$2,452



## Sponsored Project Grants & Contracts NIH Awards, Academic Fiscal Year 2025

NIH Institutes, Centers, and Offices	Number of Awards	Total Awards (\$)	% of Total (\$)
National Institute of Dental and Craniofacial Research (NIDCR)	1	\$219,274	4.7%
National Institute of Environmental Health Sciences (NIEHS)	1	\$196,666	4.2%
National Institute of General Medical Sciences (NIGMS)	1	\$369,399	7.9%
National Institute of Neurological Disorders and Stroke (NINDS)	1	\$2,452	0.1%
National Institute on Alcohol Abuse and Alcoholism (NIAAA)	1	\$501,404	10.8%
National Institute on Drug Abuse (NIDA)	3	\$3,362,132	72.3%
<b>University Total</b>	<b>8</b>	<b>\$4,651,327</b>	<b>100.0%</b>

Source: University of Kentucky, Office of Sponsored Projects Administration (OSPA) Database

Compiled by: University of Kentucky, Office of the Vice President for Research

Data Updated: 7/16/2025 10:38:56 AM

Report includes the following variable selections:

Year: Academic Fiscal Year 2025; College or Unit: Public Health; College or Unit Department: Biostatistics, Epidemiology & Environmental Health, Health, Behavior, and Society; College or Unit Division: All

<sup>1</sup> Renamed in 2014; previously the National Center for Complementary and Alternative Medicine (NCCAM)

<sup>2</sup> Renamed in 2010; previously the National Center on Minority Health and Health Disparities (NCMHD)

## Sponsored Project Grants & Contracts Active Project Summary

To see the responsible unit, hover over the Responsible College column header and click the expand icon [+].

Responsible College	Number of Active Projects	Total Awards (\$), Current FY	% of Total (\$)
Public Health	66	\$20,299,994	100.0%
<b>University Total</b>	<b>66</b>	<b>\$20,299,994</b>	<b>100.0%</b>

Source: University of Kentucky, Office of Sponsored Projects Administration (OSPA) Database

Compiled by: University of Kentucky, Office of the Vice President for Research

Data Updated: 7/16/2025 10:38:56 AM

Report includes the following variable selections:

Source of Funding: All; College or Unit: Public Health; College or Unit Department: Biostatistics, Center for Innovation in Population Health (IPH), Ctr for Res on Violence Against Women and 5 more

Report Notes:

- Includes projects in "no cost extension" status. That is, active projects that may have not have awarded dollars in the current fiscal year.

## Sponsored Project Grants & Contracts, Collaboration Totals, Academic Fiscal Year 2025

Responsible College	Responsible Unit	Source of Funding	Primary	Collaboration	Total
Public Health	Biostatistics	Federal Government	\$2,057,130	\$32,649,000	\$34,706,130
		Industry		\$525,182	\$525,182
		Nonprofit	\$57,826	\$292,419	\$350,245
		Other	\$710,477	\$7,134,616	\$7,845,093
		<b>College or Unit Total</b>	<b>\$2,825,433</b>	<b>\$40,601,217</b>	<b>\$43,426,650</b>

Source: University of Kentucky, Office of Sponsored Projects Administration (OSPA) Database

Compiled by: University of Kentucky, Office of the Vice President for Research

Data Updated: 8th day of every month at 6:00 AM

Report includes the following variable selections:

Year: Academic FY 2025; College or Unit: Public Health; Source of Funding: All

**Report Notes:**

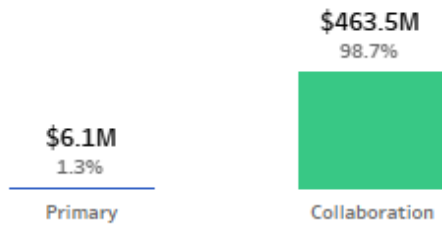
- Primary total includes all dollars for projects assigned to the primary department of the contact principal investigator (PI) or the unit responsible for the project.
- Collaborations are based on co-investigator (Co-I) involvement on projects outside of the responsible department or unit.
- Collaboration dollars equal the total award for the project during the academic fiscal year—they do not represent the enrichment split or the faculty percent effort on the sponsored project grant.

Academic Fiscal Years  
FY 2021 - 2025

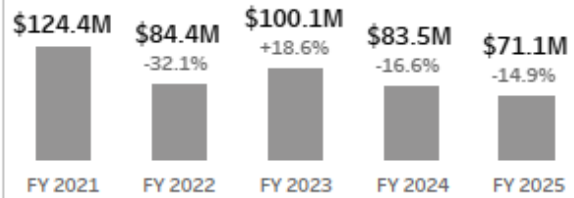
Responsible College  
Public Health

Responsible Unit  
Biostatistics

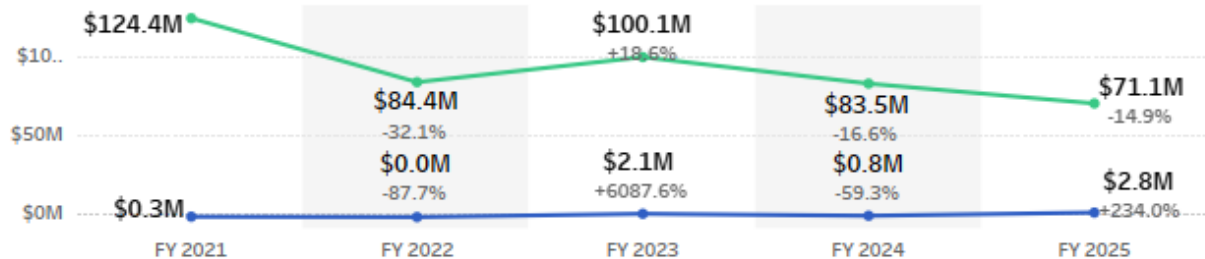
FY 2021 - 2025  
**5-YEAR PRIMARY (\$) vs. COLLABORATION (\$)**  
% OF TOTAL



FY 2021 - 2025  
**TOTAL COLLABORATION (\$)**  
FY CHANGE (%)



FY 2021 - 2025  
**PRIMARY (\$) vs. COLLABORATION (\$)**  
FY CHANGE (%)



- **Primary:** Awards that have been assigned to the department based on the Electronic Internal Approval Form (eIAF) as being the responsible unit. This may or may not be the principal investigator's (PI) academic home unit.
- **Collaboration:** Awards that engage departments other than the unit responsible for the project where there is a division of labor. For example, the responsible unit for a project may be the College of Medicine but include co-investigators (Co-I) from the College of Social Work. In the example, the award would be listed as a collaboration for the College of Social Work.
- **Principal Investigator (PI):** Person(s) designated by the University to direct the research project or program and be responsible for the project's scientific and technical direction.

**Notes:**

- Collaboration dollars equal the total award for the project during the academic fiscal year—they do not represent the enrichment split or the faculty percent effort on the sponsored project grant.

Source: University of Kentucky, Office of Sponsored Projects Administration (OSPA) Database  
Compiled by: University of Kentucky, Office of the Vice President for Research

## Sponsored Project Grants & Contracts, Collaboration Totals, Academic Fiscal Year 2025

Responsible College	Responsible Unit	Source of Funding	Primary	Collaboration	Total
Public Health	Center for Innovation in Population Health (IPH)	State Government	\$94,310		\$94,310
		Nonprofit	\$212,844	\$450,000	\$662,844
		Other	\$6,872,892		\$6,872,892
		<b>College or Unit Total</b>	<b>\$7,180,046</b>	<b>\$450,000</b>	<b>\$7,630,046</b>

Source: University of Kentucky, Office of Sponsored Projects Administration (OSPA) Database

Compiled by: University of Kentucky, Office of the Vice President for Research

Data Updated: 8th day of every month at 6:00 AM

Report includes the following variable selections:

Year: Academic FY 2025; College or Unit: Public Health; Source of Funding: All

### Report Notes:

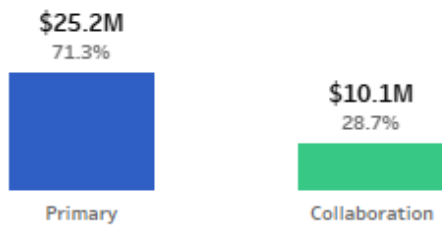
- Primary total includes all dollars for projects assigned to the primary department of the contact principal investigator (PI) or the unit responsible for the project.
- Collaborations are based on co-investigator (Co-I) involvement on projects outside of the responsible department or unit.
- Collaboration dollars equal the total award for the project during the academic fiscal year—they do not represent the enrichment split or the faculty percent effort on the sponsored project grant.

Academic Fiscal Years  
FY 2021 - 2025

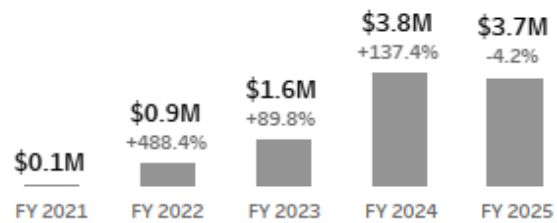
Responsible College  
Public Health

Responsible Unit  
Ctr for Innovation and Population He..

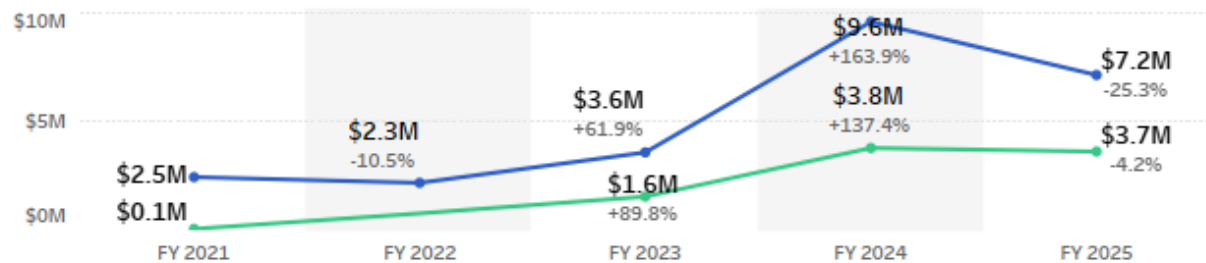
FY 2021 - 2025  
**5-YEAR PRIMARY (\$) vs. COLLABORATION (\$)**  
% OF TOTAL



FY 2021 - 2025  
**TOTAL COLLABORATION (\$)**  
FY CHANGE (%)



FY 2021 - 2025  
**PRIMARY (\$) vs. COLLABORATION (\$)**  
FY CHANGE (%)



- **Primary:** Awards that have been assigned to the department based on the Electronic Internal Approval Form (eIAF) as being the responsible unit. This may or may not be the principal investigator's (PI) academic home unit.
- **Collaboration:** Awards that engage departments other than the unit responsible for the project where there is a division of labor. For example, the responsible unit for a project may be the College of Medicine but include co-investigators (Co-I) from the College of Social Work. In the example, the award would be listed as a collaboration for the College of Social Work.
- **Principal Investigator (PI):** Person(s) designated by the University to direct the research project or program and be responsible for the project's scientific and technical direction.

**Notes:**

- Collaboration dollars equal the total award for the project during the academic fiscal year—they do not represent the enrichment split or the faculty percent effort on the sponsored project grant.

Source: University of Kentucky, Office of Sponsored Projects Administration (OSPA) Database  
Compiled by: University of Kentucky, Office of the Vice President for Research

## Sponsored Project Grants & Contracts, Collaboration Totals, Academic Fiscal Year 2025

Responsible College	Responsible Unit	Source of Funding	Primary	Collaboration	Total
Public Health	Epidemiology & Environmental Health	Federal Government	\$5,007,657	\$25,939,871	\$30,947,528
		State Government	\$591,000	\$733,611	\$1,324,611
		Industry		\$350,170	\$350,170
		Nonprofit	\$63,187	\$899,363	\$962,550
		Other		\$621,459	\$621,459
		<b>College or Unit Total</b>	<b>\$5,661,844</b>	<b>\$28,544,474</b>	<b>\$34,206,318</b>

Source: University of Kentucky, Office of Sponsored Projects Administration (OSPA) Database

Compiled by: University of Kentucky, Office of the Vice President for Research

Data Updated: 8th day of every month at 6:00 AM

Report includes the following variable selections:

Year: Academic FY 2025; College or Unit: Public Health; Source of Funding: All

### Report Notes:

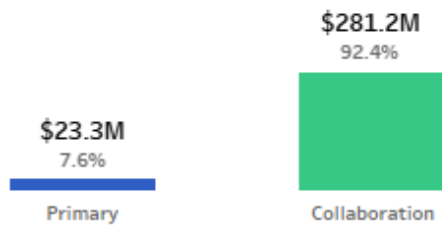
- Primary total includes all dollars for projects assigned to the primary department of the contact principal investigator (PI) or the unit responsible for the project.
- Collaborations are based on co-investigator (Co-I) involvement on projects outside of the responsible department or unit.
- Collaboration dollars equal the total award for the project during the academic fiscal year—they do not represent the enrichment split or the faculty percent effort on the sponsored project grant.

Academic Fiscal Years  
FY 2021 - 2025

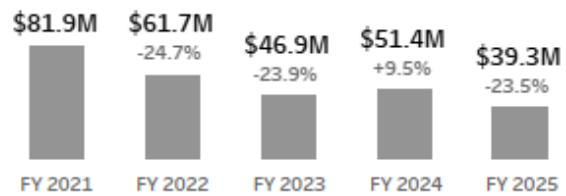
Responsible College  
Public Health

Responsible Unit  
Epidemiology & Environmental Health

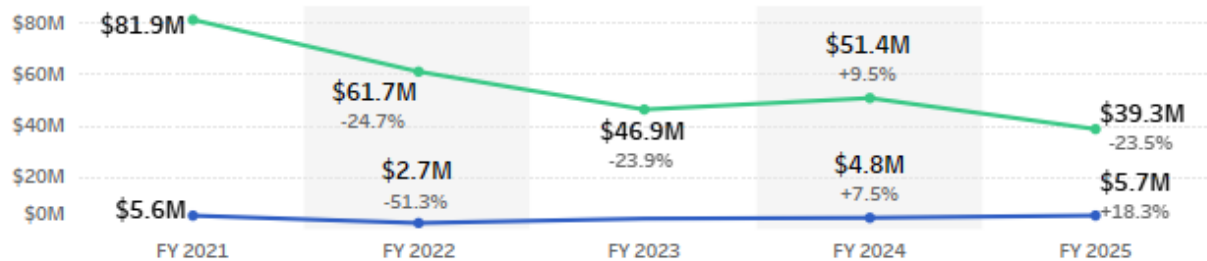
FY 2021 - 2025  
**5-YEAR PRIMARY (\$) vs. COLLABORATION (\$)**  
% OF TOTAL



FY 2021 - 2025  
**TOTAL COLLABORATION (\$)**  
FY CHANGE (%)



FY 2021 - 2025  
**PRIMARY (\$) vs. COLLABORATION (\$)**  
FY CHANGE (%)



- **Primary:** Awards that have been assigned to the department based on the Electronic Internal Approval Form (eIAF) as being the responsible unit. This may or may not be the principal investigator's (PI) academic home unit.
- **Collaboration:** Awards that engage departments other than the unit responsible for the project where there is a division of labor. For example, the responsible unit for a project may be the College of Medicine but include co-investigators (Co-I) from the College of Social Work. In the example, the award would be listed as a collaboration for the College of Social Work.
- **Principal Investigator (PI):** Person(s) designated by the University to direct the research project or program and be responsible for the project's scientific and technical direction.

**Notes:**

- Collaboration dollars equal the total award for the project during the academic fiscal year—they do not represent the enrichment split or the faculty percent effort on the sponsored project grant.

Source: University of Kentucky, Office of Sponsored Projects Administration (OSPA) Database  
Compiled by: University of Kentucky, Office of the Vice President for Research



## Sponsored Project Grants & Contracts, Collaboration Totals, Academic Fiscal Year 2025

Responsible College	Responsible Unit	Source of Funding	Primary	Collaboration	Total
Public Health	Health Services Management	Federal Government		\$10,946,218	\$10,946,218
		State Government	\$165,851	\$1,295,000	\$1,460,851
		Nonprofit	\$450,000	\$1,824,714	\$2,274,714
		Other	\$256,042	\$6,872,892	\$7,128,934
		<b>College or Unit Total</b>	<b>\$871,893</b>	<b>\$20,938,824</b>	<b>\$21,810,717</b>

Source: University of Kentucky, Office of Sponsored Projects Administration (OSPA) Database

Compiled by: University of Kentucky, Office of the Vice President for Research

Data Updated: 8th day of every month at 6:00 AM

Report includes the following variable selections:

Year: Academic FY 2025; College or Unit: Public Health; Source of Funding: All

### Report Notes:

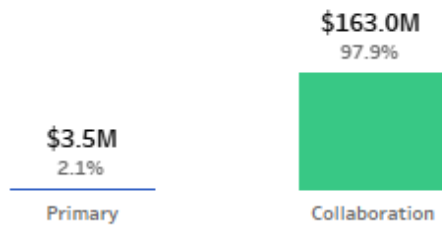
- Primary total includes all dollars for projects assigned to the primary department of the contact principal investigator (PI) or the unit responsible for the project.
- Collaborations are based on co-investigator (Co-I) involvement on projects outside of the responsible department or unit.
- Collaboration dollars equal the total award for the project during the academic fiscal year—they do not represent the enrichment split or the faculty percent effort on the sponsored project grant.

Academic Fiscal Years  
FY 2021 - 2025

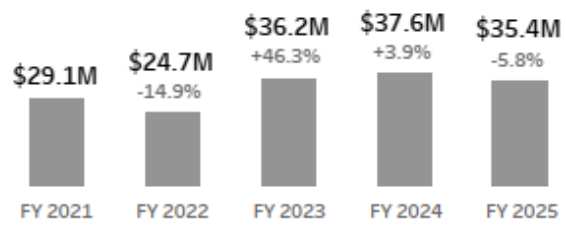
Responsible College  
Public Health

Responsible Unit  
Health Services Management

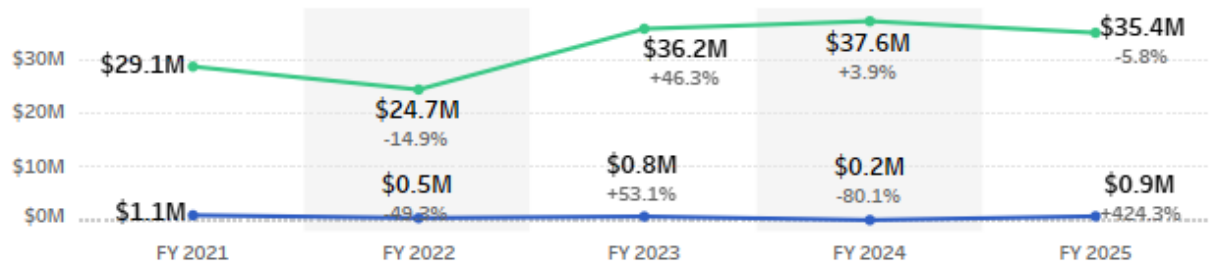
FY 2021 - 2025  
**5-YEAR PRIMARY (\$) vs. COLLABORATION (\$)**  
% OF TOTAL



FY 2021 - 2025  
**TOTAL COLLABORATION (\$)**  
FY CHANGE (%)



FY 2021 - 2025  
**PRIMARY (\$) vs. COLLABORATION (\$)**  
FY CHANGE (%)



- **Primary:** Awards that have been assigned to the department based on the Electronic Internal Approval Form (eIAF) as being the responsible unit. This may or may not be the principal investigator's (PI) academic home unit.
- **Collaboration:** Awards that engage departments other than the unit responsible for the project where there is a division of labor. For example, the responsible unit for a project may be the College of Medicine but include co-investigators (Co-I) from the College of Social Work. In the example, the award would be listed as a collaboration for the College of Social Work.
- **Principal Investigator (PI):** Person(s) designated by the University to direct the research project or program and be responsible for the project's scientific and technical direction.

**Notes:**

- Collaboration dollars equal the total award for the project during the academic fiscal year—they do not represent the enrichment split or the faculty percent effort on the sponsored project grant.

Source: University of Kentucky, Office of Sponsored Projects Administration (OSPA) Database  
Compiled by: University of Kentucky, Office of the Vice President for Research

## Sponsored Project Grants & Contracts, Collaboration Totals, Academic Fiscal Year 2025

Responsible College	Responsible Unit	Source of Funding	Primary	Collaboration	Total
Public Health	Health, Behavior, and Society	Federal Government	(\$87,874)	\$6,643,988	\$6,556,114
		State Government		\$84,481	\$84,481
		Industry	\$61,667		\$61,667
		Other	\$323,579	\$230,476	\$554,055
		<b>College or Unit Total</b>	<b>\$297,372</b>	<b>\$6,958,945</b>	<b>\$7,256,317</b>

Source: University of Kentucky, Office of Sponsored Projects Administration (OSPA) Database

Compiled by: University of Kentucky, Office of the Vice President for Research

Data Updated: 8th day of every month at 6:00 AM

Report includes the following variable selections:

Year: Academic FY 2025; College or Unit: Public Health; Source of Funding: All

### Report Notes:

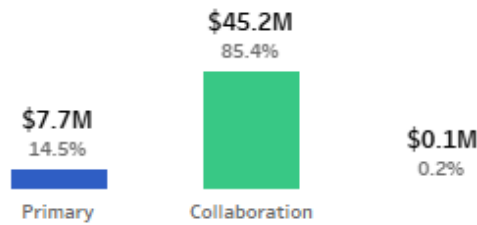
- Primary total includes all dollars for projects assigned to the primary department of the contact principal investigator (PI) or the unit responsible for the project.
- Collaborations are based on co-investigator (Co-I) involvement on projects outside of the responsible department or unit.
- Collaboration dollars equal the total award for the project during the academic fiscal year—they do not represent the enrichment split or the faculty percent effort on the sponsored project grant.

Academic Fiscal Years  
FY 2021 - 2025

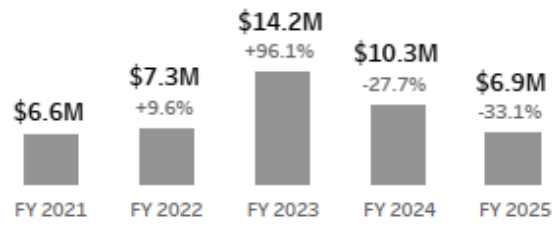
Responsible College  
Public Health

Responsible Unit  
Health Behavior

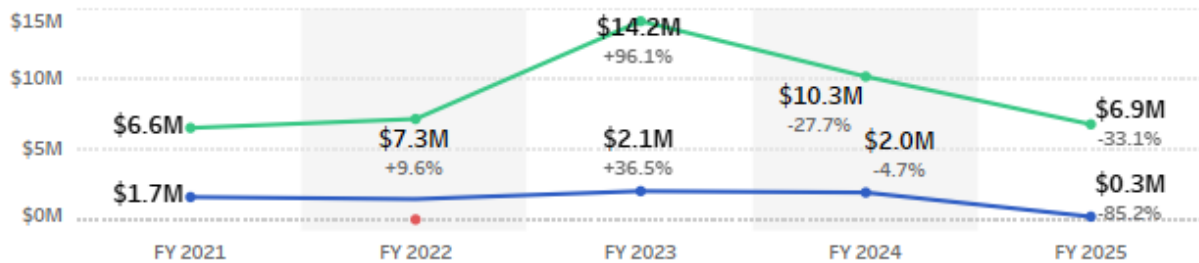
FY 2021 - 2025  
**5-YEAR PRIMARY (\$) vs. COLLABORATION (\$)**  
% OF TOTAL



FY 2021 - 2025  
**TOTAL COLLABORATION (\$)**  
FY CHANGE (%)



All  
**PRIMARY (\$) vs. COLLABORATION (\$)**  
FY CHANGE (%)



- **Primary:** Awards that have been assigned to the department based on the Electronic Internal Approval Form (eIAF) as being the responsible unit. This may or may not be the principal investigator's (PI) academic home unit.
- **Collaboration:** Awards that engage departments other than the unit responsible for the project where there is a division of labor. For example, the responsible unit for a project may be the College of Medicine but include co-investigators (Co-I) from the College of Social Work. In the example, the award would be listed as a collaboration for the College of Social Work.
- **Principal Investigator (PI):** Person(s) designated by the University to direct the research project or program and be responsible for the project's scientific and technical direction.

**Notes:**

- Collaboration dollars equal the total award for the project during the academic fiscal year—they do not represent the enrichment split or the faculty percent effort on the sponsored project grant.

Source: University of Kentucky, Office of Sponsored Projects Administration (OSPA) Database  
Compiled by: University of Kentucky, Office of the Vice President for Research

## Sponsored Project Grants & Contracts, Collaboration Totals, Academic Fiscal Year 2025

Responsible College	Responsible Unit	Source of Funding	Primary	Collaboration	Total
Public Health	Kentucky Injury Prevention and Research Center (KIPRC)	Federal Government	\$7,113,476	\$510,192	\$7,623,668
		State Government	\$1,209,139		\$1,209,139
		Nonprofit	\$274,943		\$274,943
		Other	\$161,973		\$161,973
		<b>College or Unit Total</b>	<b>\$8,759,531</b>	<b>\$510,192</b>	<b>\$9,269,723</b>

Source: University of Kentucky, Office of Sponsored Projects Administration (OSPA) Database

Compiled by: University of Kentucky, Office of the Vice President for Research

Data Updated: 8th day of every month at 6:00 AM

Report includes the following variable selections:

Year: Academic FY 2025; College or Unit: Public Health; Source of Funding: All

**Report Notes:**

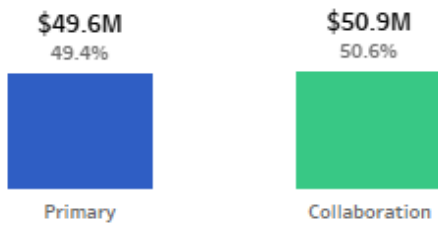
- Primary total includes all dollars for projects assigned to the primary department of the contact principal investigator (PI) or the unit responsible for the project.
- Collaborations are based on co-investigator (Co-I) involvement on projects outside of the responsible department or unit.
- Collaboration dollars equal the total award for the project during the academic fiscal year—they do not represent the enrichment split or the faculty percent effort on the sponsored project grant.

Academic Fiscal Years  
FY 2021 - 2025

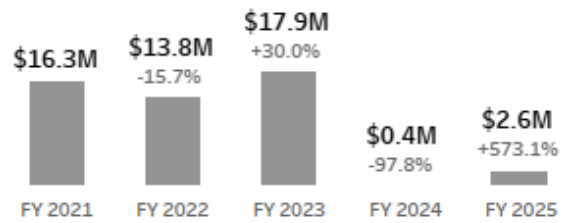
Responsible College  
Public Health

Responsible Unit  
Kentucky Injury Prevention and Rese..

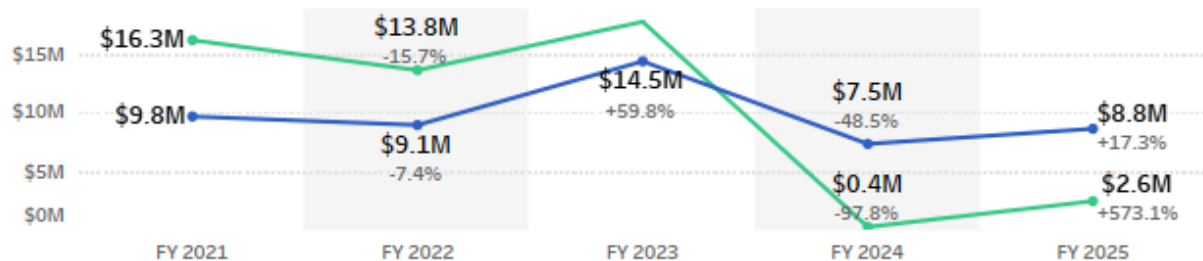
FY 2021 - 2025  
**5-YEAR PRIMARY (\$) vs. COLLABORATION (\$)**  
% OF TOTAL



FY 2021 - 2025  
**TOTAL COLLABORATION (\$)**  
FY CHANGE (%)



FY 2021 - 2025  
**PRIMARY (\$) vs. COLLABORATION (\$)**  
FY CHANGE (%)



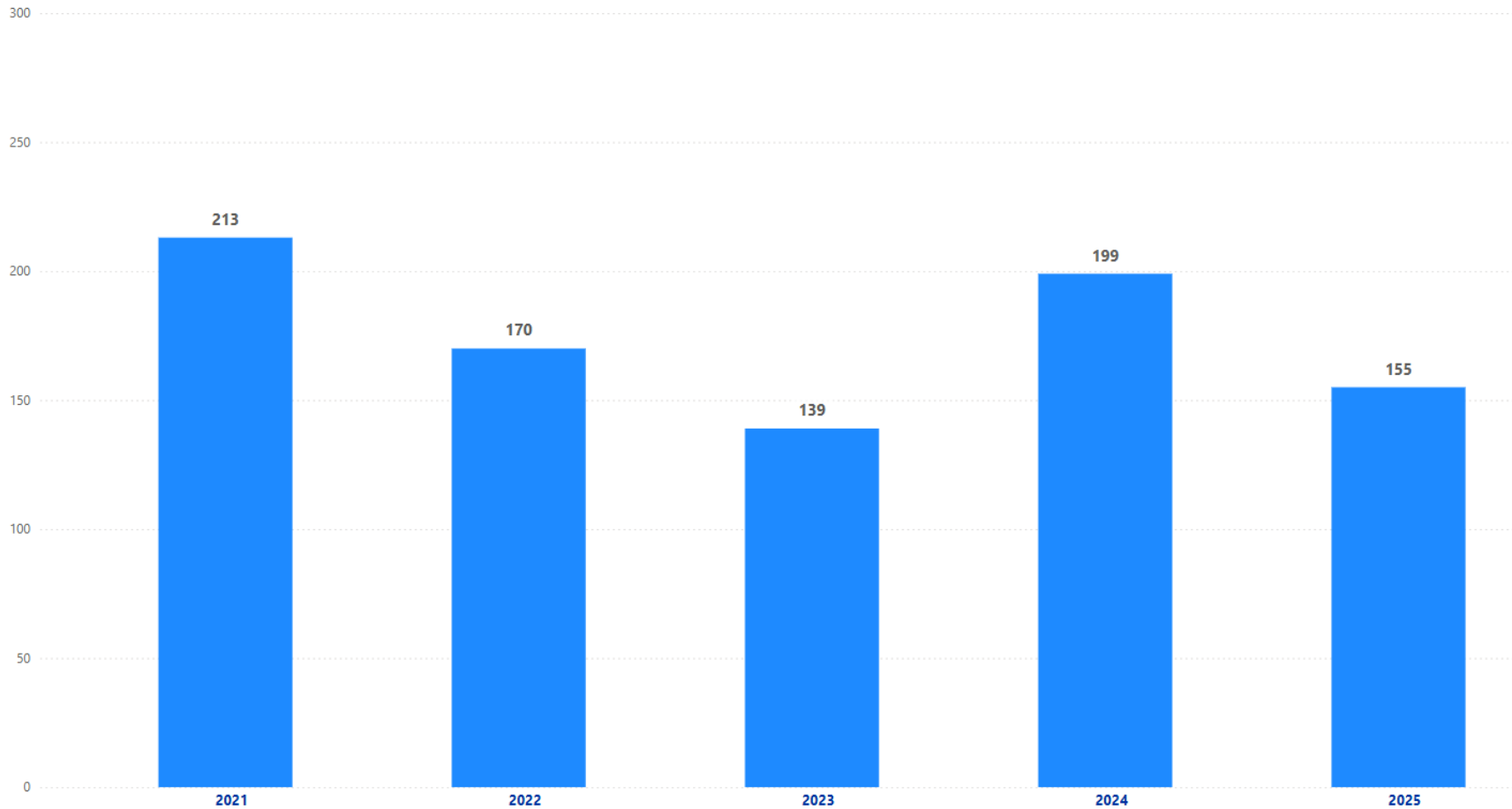
- **Primary:** Awards that have been assigned to the department based on the Electronic Internal Approval Form (eIAF) as being the responsible unit. This may or may not be the principal investigator's (PI) academic home unit.
- **Collaboration:** Awards that engage departments other than the unit responsible for the project where there is a division of labor. For example, the responsible unit for a project may be the College of Medicine but include co-investigators (Co-I) from the College of Social Work. In the example, the award would be listed as a collaboration for the College of Social Work.
- **Principal Investigator (PI):** Person(s) designated by the University to direct the research project or program and be responsible for the project's scientific and technical direction.

**Notes:**

- Collaboration dollars equal the total award for the project during the academic fiscal year—they do not represent the enrichment split or the faculty percent effort on the sponsored project grant.

Source: University of Kentucky, Office of Sponsored Projects Administration (OSPA) Database  
Compiled by: University of Kentucky, Office of the Vice President for Research

## CPH Publication Counts by Calendar Year



Source: Elsevier

Compiled by: College of Public Health Office of Research

Last Updated: 08/25/25

### Notes:

- Limited to CPH faculty with a Scopus ID
- UK-affiliated publications only

# Student Research and Practice Presentations at Public Health Showcase

	2023	2024	2025
Undergraduate	17	17	27
Master's	19	25	7
Doctoral	18	14	19



**UK CPH Ranking on NIH Funding  
Schools of Public Health Ranking, 2021-2024**

	<b>Rank</b>	<b>Funding</b>
FFY ending Sep 30, 2021	<b>39 of 66</b>	<b>\$3,172,499</b>
FFY ending Sep 30, 2022	<b>28 of 66</b>	<b>\$7,197,220</b>
FFY ending Sep 30, 2023	<b>34 of 68</b>	<b>\$5,905,058</b>
FFY ending Sep 30, 2024	<b>38 of 71</b>	<b>\$5,788,429</b>

BLUE RIDGE INSTITUTE FOR MEDICAL RESEARCH (BRIMR, <https://brimr.org/>) RANKINGS OF NIH FUNDING  
SCHOOLS OF PUBLIC HEALTH, 2021 - 2024

Note: NIH year-end composite data for the federal fiscal year (FFY) ending 30 September, as released on the NIH Research Portfolio Online Reporting Tool (RePORT)

## CPH Proposals

	Pending	Awarded or Established	Rejected or Withdrawn	Total Proposals
FY21		<b>51</b>	<b>41</b>	<b>92</b>
FY22		<b>53</b>	<b>38</b>	<b>91</b>
FY23		<b>49</b>	<b>39</b>	<b>88</b>
FY24		<b>61</b>	<b>50</b>	<b>111</b>
FY25	<b>32</b>	<b>42</b>	<b>3</b>	<b>77</b>

Source: University of Kentucky, Office of Sponsored Projects Administration (OSPA) Database  
Compiled by: University of Kentucky, Office of the Vice President for Research  
Data Updated: 8/29/25